

## Vinyl Letter Signs

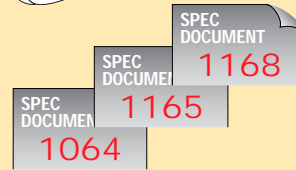
Inform and direct quietly, forcefully. Pressure-sensitive vinyl letters applied to 1/8" thick white rigid plastic. Your choice of 57 typestyles and 20 letter colours. Plus ... add any of our 140 standard symbols/arrows ... or your own logo (Art Conversion Charge ... \$18.00 - \$48.00 applies). Square or radius corners. Perimeter foam adhesive back or holes to suit.

**Vinyl Letter Signs.** One line vinyl letters (size to suit) applied to 1/8" thick white rigid plastic, radius or square corners, perimeter foam adhesive back or holes to suit. Prices each sign complete.

Depth / Length	8"	12"	16"	20"	24"	36"
Up to 2"	\$23.80	\$27.90	\$30.50	\$32.90	\$35.20	\$43.90
Up to 4"	24.60	29.10	31.80	34.50	37.20	46.90
Up to 6"	25.40	30.20	33.20	36.20	39.10	49.80
Up to 8"	26.10	31.20	34.60	37.90	41.10	52.70
Up to 10"	26.90	32.30	35.90	39.60	43.10	55.60
Up to 12"	27.60	33.40	37.30	41.20	45.10	58.40
Up to 14"	28.40	34.40	38.70	42.90	46.90	61.30
Up to 16"	29.20	35.50	39.90	44.60	48.90	64.20
Up to 18"	29.90	36.60	41.40	46.20	50.90	67.10
Add'l. Lines (ea)	+14.90	+18.50	+20.30	+22.10	+23.80	+30.80

Arrows, Symbols ... Count as one line.

Other background colours ... *phone or fax for a FAST QUOTE*



... 140+ Symbols & Arrows

## Pre-Spaced Vinyl Legends



# Office

Transfer perfectly spaced and aligned vinyl letters to any smooth, dry surface ... in minutes. Legends are individual vinyl letters pre-spaced on a single silicone-treated backing sheet. The letters are overlaminated with transparent tape for easy application. The Type 200 pressure-sensitive vinyl film resists oil, water and dirt ... for durable use indoors or outdoors. Choose from 20 colours and over 50 typestyles. Other materials, sizes and colours available.

Phone or fax for a *FAST QUOTE*

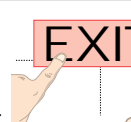
Character Size (Caps)	Per Character	Applied to Substrate
1/2" minimum	\$1.37	+\$0.30
Up to 1"	1.29	+ 0.30
Up to 1 1/2"	1.46	+ 0.46
Up to 2"	1.61	+ 0.59
Up to 2 1/2"	1.79	+ 0.74
Up to 3"	1.96	+ 0.88
Up to 3 1/2"	2.15	+ 1.02
Up to 4"	2.33	+ 1.18
Up to 5"	2.79	+ 1.43
Up to 6"	3.26	+ 1.74

### Installation Instructions

Fold back right hand edge of release paper to expose tab of application tape.



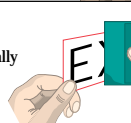
Position legend using adhesive tab as a hinge. Level and centre legend using scribe lines on application tape.



Hold legend well away from sign surface and remove release paper at 180°



Holding legend slightly away from sign surface, gradually press application tape to sign surface using squeegee.



Remove application tape slowly at 180° to sign surface. Give letters final burnish with squeegee.



### Type 200 Pressure-Sensitive Vinyl Film (0.004" thick, semi-gloss finish)



... 50+ Type Styles

## Typestyles

- Albertus
- Americana Bold
- Announce Grotesque**
- Antique Olive Bold**
- Avant Garde
- Baskerville
- Bembo Bold**
- Berling
- Bodoni Book
- Bookman
- Brush Script*
- Caslon Black**
- Century Bold
- Cheltenham Medium
- Clarendon Medium
- COPPERPLATE MED.**
- ENGINEERING STANDARD
- Eurostile Bold**
- Export
- Folio Medium
- Franklin Gothic**
- Frutiger 65/75**
- Futura Book
- Gill Sans Bold**
- Goudy Bold
- Goudy Old Style
- Helvetica Bold/Cond.**
- Helvetica Medium/Cond.**
- Helvetica Regular
- Helvetica Extra Bold**
- Highway Gothic B C D
- Hobo
- Kabel Medium
- Kaufman Bold*
- Lectura
- News Gothic Bold**
- Optima Medium
- Palatino Bold**
- Plantin 110
- Playbill
- Rickshaw
- Souvenir Semi Bold**
- Stencil Bold**
- Tabasco Bold**
- Times Bold
- Times Bold Italic*
- Times Italic*
- Times New Roman
- Transport Medium
- Univers 45/49
- Univers 55/57
- Univers 65/67**
- Univers 75**
- V.A.G.**
- WESTERN**
- Windsor Bold**
- Zapf Chancery Bold**